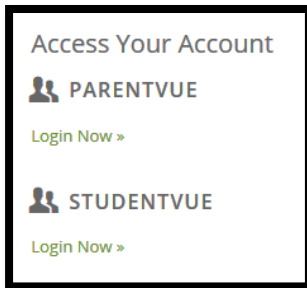


WJCC ELEMENTARY PARENTVUE AND STUDENT VUE

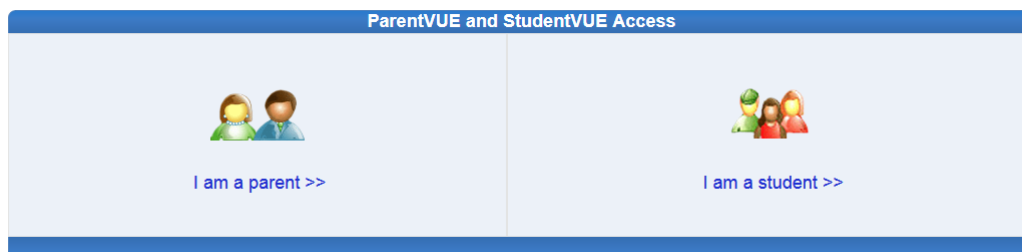
ParentVue and **StudentVue** are the WJCC school/home communication tools. You can access items such as: your child's grades, due dates for assignments, class websites with class information and resources, report cards, etc.

Accessing ParentVue/StudentVue:

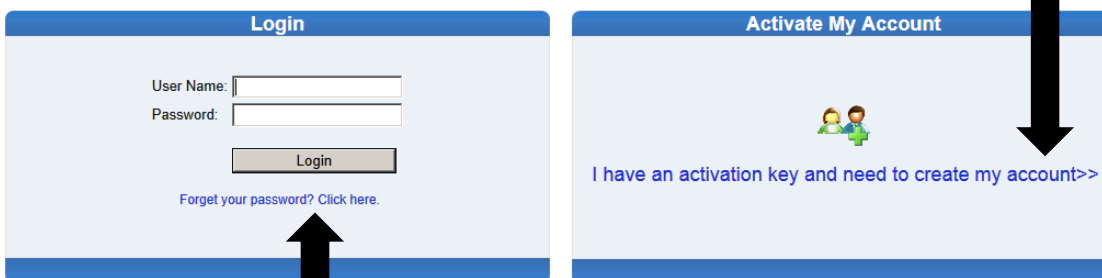
1. **ParentVue** works best with the most recent versions of Chrome, Internet Explorer and Firefox. Vue does not work with Safari. A **ParentVue** and **StudentVue** app are available for mobile devices.
2. If you do not already have a **ParentVue** account, contact your teacher for a **ParentVue** activation key. You will only need to activate your account once. Each parent may have their own account.
3. Go to the **WJCC Division homepage** and click on Vue: www.wjccschools.org/vue
4. On the left, under **Access Your Account**, click on **Login Now** under ParentVue for parents and under StudentVue for students. (StudentVue accounts are activated at school.)



5. Click **I am a parent**.



6. If it is your first time visiting the site and you **need to create an account with an activation key**, click: **I have an activation key and need to create my account**. Fill in the required information to create your account. Directions are included in the Activation Key letter.



7. If you **already have an account**, enter your username and password. If you have forgotten your password, click **Forget your password? Click Here**. If you have forgotten your username, your school's Attendance Associate/Registrar in the front office can get that information for you.

Navigating ParentVue and StudentVue

ParentVue/StudentVue Features

****Asterisked items may be most relevant to gain class progress information**

My Account tab: click here to edit your account and personal information.

Messages: Division or teacher messages may be posted

Calendar: Assignment dates and details or resources may be posted

Attendance: Attendance details

Class Schedule: Student class schedule and teacher email links

****Class Websites:** Class Announcements, Newsletters, Study Guides, etc. may be found here

Course History: Generally not used in elementary school

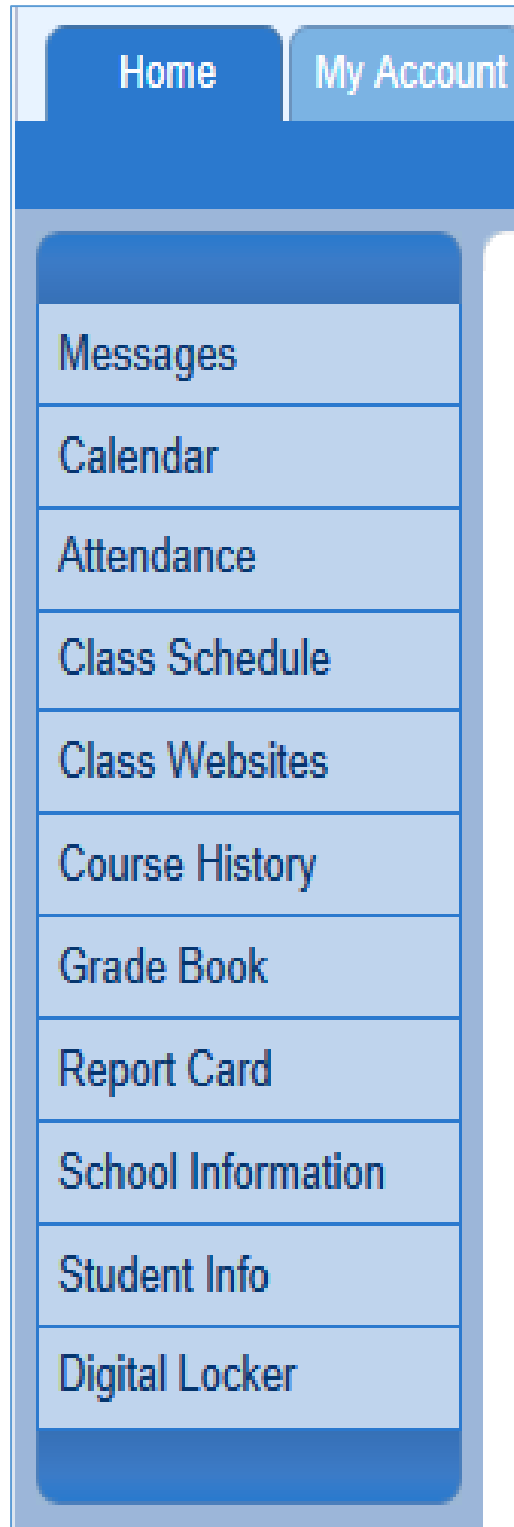
****Grade Book:** student assignments and grades

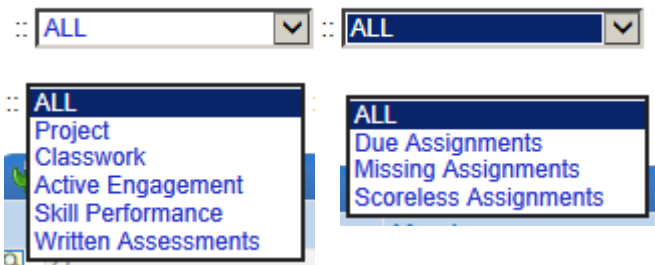
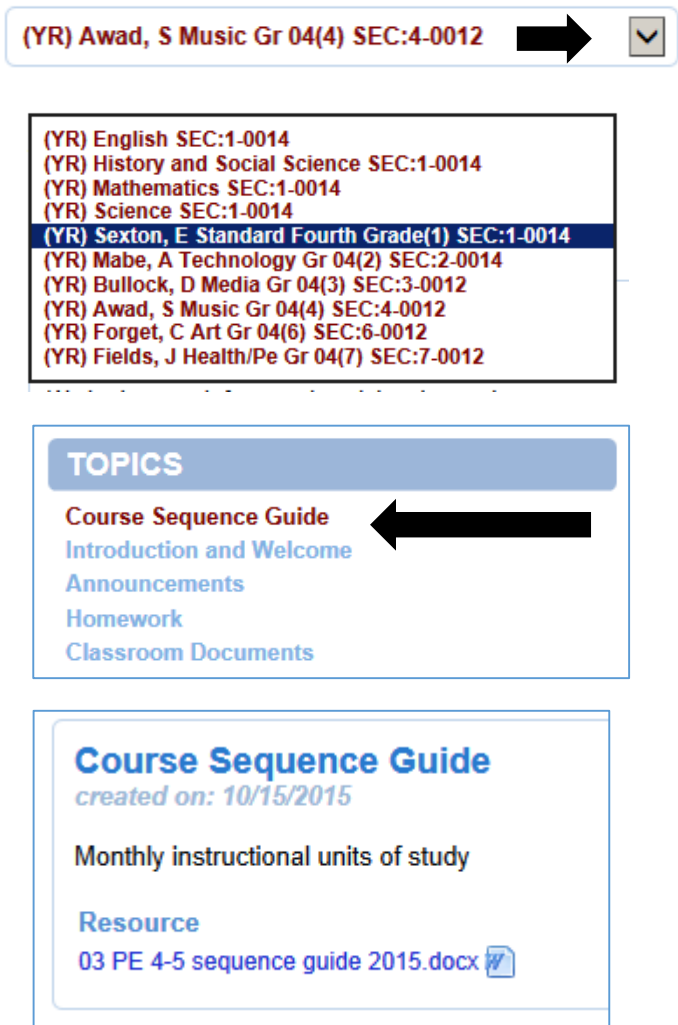
****Report Card:** once report cards are posted at the end of the grading period, they will appear here.

School Information: School phone number, fax number, address, staff list, links to email the principal or teachers

Student Info: Student name, ID number and grade. Your child uses their ID number for various school account logins, including StudentVue

Digital Lockers: If the teacher enables this feature, students can submit/upload digital documents from home



<p>Features that display class information and student work and progress:</p>		
<p>Calendar</p>	<p>Under your child’s name, click the drop-down arrow next to the first ALL to select which types of assignments you wish to see.</p> <p>Click the drop-down arrow next to the second ALL to see if there are: Due Assignments, Missing Assignments or Scoreless Assignments</p> <p>Click on the Assignment on the calendar for more details.</p>	
<p>Class Website</p>	<p>First, select the class that you wish to view. Click on the drop-down arrow next to the teacher name.</p> <p>Your child’s homeroom teacher will be listed as Name Standard Grade. Click on each class to see each teacher’s website.</p> <p>Click on the titles under Topics on the right to see teacher postings.</p> <p>(Announcements, Homework and Classroom Documents appear by default. The teacher may or may not use all of them.)</p> <p>Information and attached Resources appear in the center of the screen.</p>	

Grade Book

Click on the **Subject Area title** (English, Mathematics, etc.) to see the grades associated with that subject.

Subject Area
Technology
Music
Health and Physical Education
English
History and Social Science
Mathematics
Science

The **Grade Calculation Summary** (which may not appear for all classes) on the top of the screen shows: **Assignment Types** used for grading, how they were **weighted**, the **total points** possible, and your child's points for each Assignment Type. In the blue **Totals** bar, you will see your child's overall average on the right.

Grade Calculation Summary		
Assignment Type	Weight	Weighted %
Tests/Projects	50%	40.33%
Quizzes	30%	22.00%
Classwork	20%	16.98%
Totals	100%	79.30%

After clicking on a Subject Area, you will see the **individual assignments and your child's grades**. Click on the **Assignment** for more details.

Date	Assignment	Assignment Type	Resources	Subject	Score	Score Type	Notes
10/27/2015	CRUISING CROCODILES/Dictionary SKILLS(10)	Classwork	0	English	95	Percentage	
10/25/2015	WEATHER CLOUDS COMPREHENSION(WS)(6)	Classwork	0	English	100	Percentage	

Personal Notes from the teacher will be shown on the right (if any are entered by the teacher).

Report Card

Your child's report card will be visible here after the report card grading is complete.

Overall Grading Scale		Skill Indicator Scale		Attendance				
A+ = 97 - 100	C+ = 77 - 79	3 = Exceeding expectations		MP1	MP2	MP3	MP4	
A = 93 - 96	C = 73 - 76	2 = Meeting expectations		Absent				
A- = 90 - 92	C- = 70 - 72	1 = Not meeting expectations		Tardy				
B+ = 87 - 89	D+ = 67 - 69			Early Release				
B = 83 - 86	D = 63 - 66							
B- = 80 - 82	D- = 60 - 62							
	F = 0 - 59							
English Language Arts				MP 1	MP 2	MP 3	MP 4	
Reading								
Instructional level:								
Demonstrates comprehension of what is read								
Uses strategies to determine unfamiliar words and content								
Reads with fluency								
Responds thoughtfully to reading								