



Portrait of a Graduate: Class of 2017

SAT

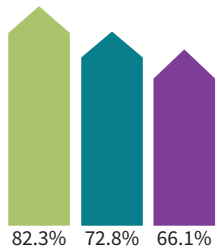
Reading & Writing



Math

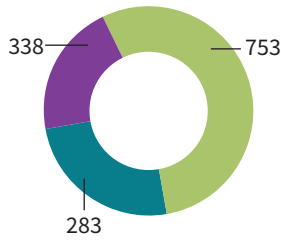


AP



Percentage with 3 or higher

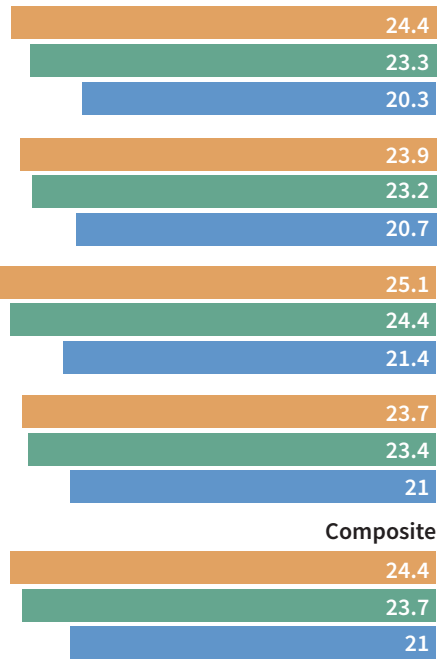
Total Exams Taken



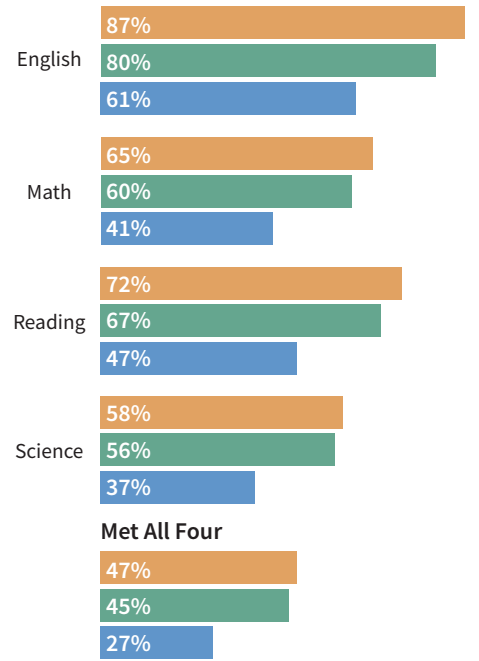
Legend

- Jamestown
- Lafayette
- Warhill

ACT



College-Readiness Benchmark*



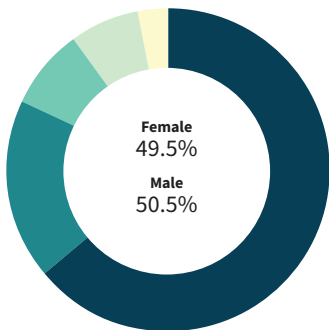
*A benchmark score is the minimum score needed on an ACT subject-area test to indicate a 50% chance of obtaining a B or higher or about a 75% chance of obtaining a C or higher in the corresponding credit-bearing college courses.

English = English Composition, Math = Algebra, Reading = Social Science, Science = Biology

Legend

- WJCC
- Virginia
- U.S.

DEMOGRAPHICS



- White [64%]
- Black [18%]
- Hispanic [8%]
- Asian [3%]
- Other [7%]



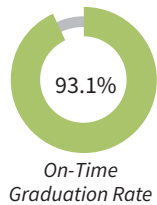
- Special Education [27%]
- Economically Disadvantaged [12%]
- Homless [3%]
- English Learners [2%]

GRADUATION & AWARDS

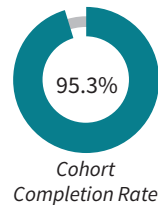
Jamestown



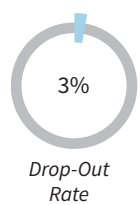
Diploma Type



On-Time Graduation Rate



Cohort Completion Rate



Drop-Out Rate

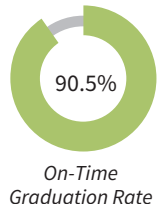
\$13,010,779

Scholarships & Awards

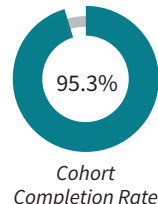
Lafayette



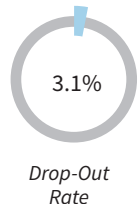
Diploma Type



On-Time Graduation Rate



Cohort Completion Rate

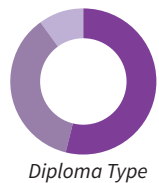


Drop-Out Rate

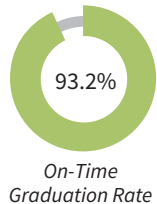
\$6,281,503

Scholarships & Awards

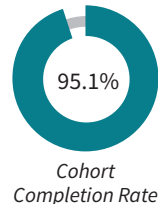
Warhill



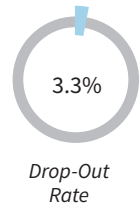
Diploma Type



On-Time Graduation Rate



Cohort Completion Rate



Drop-Out Rate

\$6,674,690

Scholarships & Awards