

## Language Arts

### Reading

#### Concentration


**Purpose:** to introduce, enrich, and reinforce capital and lower case recognition through physical activity.

**Grade:** K-1

#### Length



#### Activity



#### Materials

- 6 sets of cards printed on different colored cardstock (if using as small group, print 1 set)
- Exercise dice (1 per group)  
-OR-
- Roll and Exercise sheet and regular dice (1 per group)

#### Advanced Prep

- Print, cut and laminate cards alphabet cards (attached).
- If using Roll and Exercise sheet-place on document camera or in a protective sleeve for each group.
- Choose targeted letters for students to match.

#### Procedure

- 1) Tell the students they are going to work in small groups and play a game of concentration. Their job is to find the two cards that match.
- 2) Group the students in groups of 4-5 and pass out the sets of cards and dice. Have the group find a working area at a table or on the floor.
- 3) One student will be in charge of laying out the playing cards face down in an array. The student with the dice will go first and the rest of the students will take turns.
- 4) Explain to the students that they can flip over two cards. If they get a match, they get to keep the cards and roll the dice. The whole group will do a set number of the exercise rolled. If they do not get a match, flip the cards over and return to original position in the array.
- 5) Pass the dice to the next member of the group and continue playing until all the cards are matched.
- 6) Have the students lay the matches out so a teacher can check them.
- 7) If time permits, let the students mix up the cards and play again.

#### Cool Down

- Pretzel arms with deep breathing.













#### Suggestions/Modifications

- Possible topics: vocabulary/definition, colors/color words capital/lower case letters, numbers/sets, equivalent fractions, contractions, positional words, sight words.
- If needed, each group can have different sets of letters. Students may rotate through the groups.

*This lesson was developed by the School Health Initiative Program (SHIP) for the Williamsburg James City County Public Schools (WJCCPS), Williamsburg, VA. SHIP is funded by the Williamsburg Health Foundation (WHF). Parts or all of this lesson can be used and reproduced without permission provided that SHIP, WJCCPS and WHF are credited.*



# Roll and Exercise

	 <p><b>Jumping Jacks</b></p>
	 <p><b>Bunny Hops</b></p>
	 <p><b>Toe Touches</b></p>
	 <p><b>Arm Circles</b></p>
	 <p><b>Cross Crawls</b></p>
	 <p><b>Windmills</b></p>

**A**

**a**

**B**

**b**

**C**

**c**

**D**

**d**

E

e

F

f

G

g

H

h

I

i

J

j

K

k

L

l

M

m

N

n

O

o

P

p

Q

q

R

r

S

s

T

t

U

u

V

v

W

w

X

x



**y**

**y**

**Z**

**z**