



2017-18 SOL Performance by Subgroup

Region 2 Division Comparison

*Does not include Pre-K • TS = Too small

There are four neighboring school divisions in Region 2 with which we compare student achievement – Hampton, Newport News, Poquoson and York. Within these four school divisions, all data points (including total number of schools, student enrollment, percentage of students with disabilities, percentage of students who are economically disadvantaged, percentage of students with limited English; and operating budget) are not comparable. As a result, the basis for our Region 2 comparison is strictly geographic.

Key

Hampton	Newport News	Poquoson
York	WJCC	State

Like School Division Demographics

Number of Schools

15	29	38	4	19
----	----	----	---	----

Fall Membership*

11,853	19,911	28,684	2,129	12,821
--------	--------	--------	-------	--------

Economically Disadvantaged (EcD)

35.1%	49.1%	52%	20%	23.7%
-------	-------	-----	-----	-------

Students with Disabilities (SWD)

14.3%	13.3%	12%	11.7%	11.2%
-------	-------	-----	-------	-------

English Learners (EL)

6%	2.7%	6.7%	0.8%	3.9%
----	------	------	------	------

Operating Budget

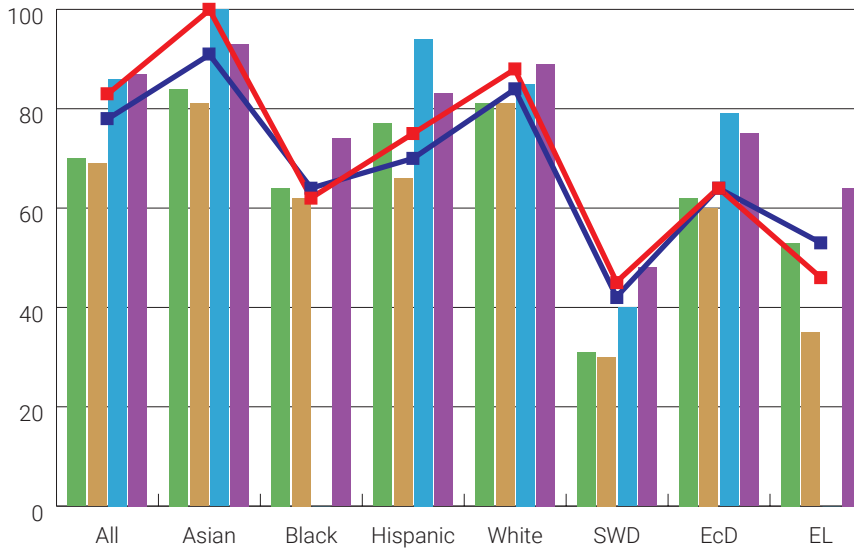
\$131,292,393	\$203,660,107	\$305,698,321
\$22,290,527	\$134,976,113	

Reading



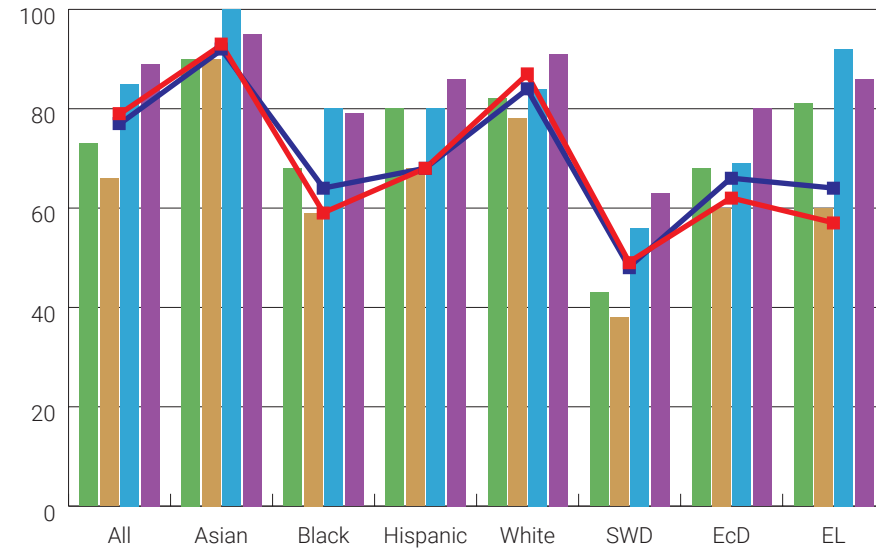
75%	90%	70%	81%	84%	41%	70%	71%
68%	87%	60%	68%	82%	37%	60%	51%
90%	100%	92%	92%	90%	60%	80%	92%
90%	92%	78%	87%	92%	64%	79%	75%
82%	88%	67%	69%	89%	50%	66%	51%
79%	90%	67%	67%	86%	48%	66%	59%

Writing



70%	84%	64%	77%	81%	31%	62%	53%
69%	81%	62%	66%	81%	30%	60%	35%
86%	100%	TS	94%	85%	44%	79%	TS
87%	93%	74%	83%	89%	48%	75%	64%
83%	100%	62%	75%	88%	45%	64%	46%
78%	91%	64%	70%	84%	42%	64%	53%

Math



73%	90%	68%	80%	82%	43%	68%	81%
66%	90%	59%	68%	78%	38%	60%	60%
85%	100%	80%	80%	84%	56%	69%	92%
89%	95%	79%	86%	91%	63%	80%	86%
79%	93%	59%	68%	87%	49%	62%	57%
77%	92%	64%	68%	84%	48%	66%	64%



2017-18 SOL Performance by Subgroup

Region 2 Division Comparison

*Does not include Pre-K • TS = Too small

Key

Hampton

Newport News

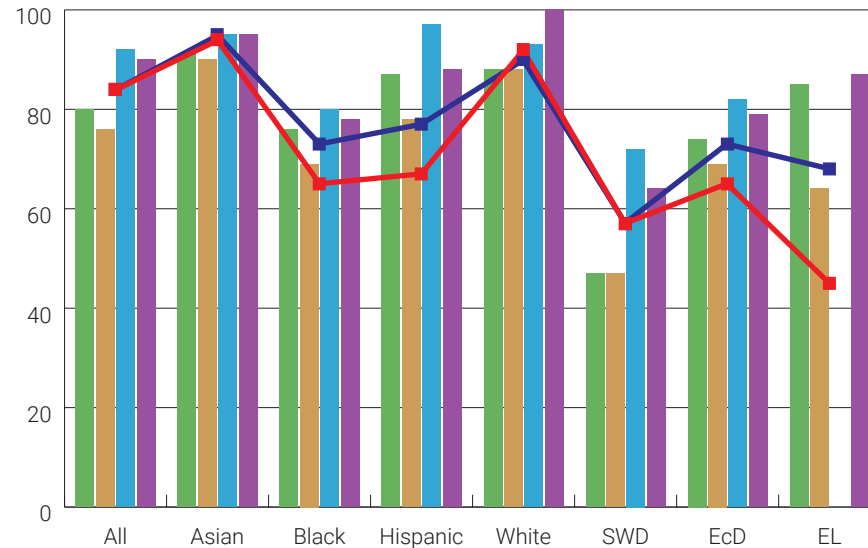
Poquoson

York

WJCC

State

History



Science



Hampton	80%	91%	76%	87%	88%	47%	74%	85%
Newport News	76%	90%	69%	78%	88%	47%	69%	64%
Poquoson	92%	95%	80%	97%	93%	72%	82%	TS
York	90%	95%	78%	88%	100%	64%	79%	87%
WJCC	84%	94%	65%	67%	92%	57%	65%	45%
State	84%	95%	73%	77%	90%	57%	73%	68%

Hampton	74%	92%	69%	82%	86%	37%	67%	73%
Newport News	72%	87%	63%	73%	86%	40%	64%	51%
Poquoson	91%	94%	100%	90%	91%	62%	83%	TS
York	89%	94%	76%	85%	92%	55%	76%	75%
WJCC	85%	93%	68%	68%	92%	54%	66%	47%
State	81%	92%	67%	70%	89%	50%	69%	58%