



# Portrait of a Graduate: Class of 2018

## SAT

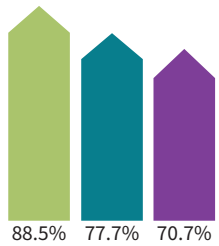
### Reading & Writing



### Math

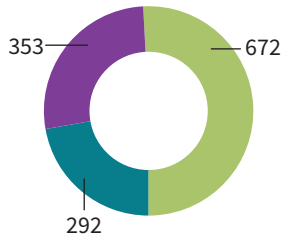


## AP



Percentage with 3 or higher

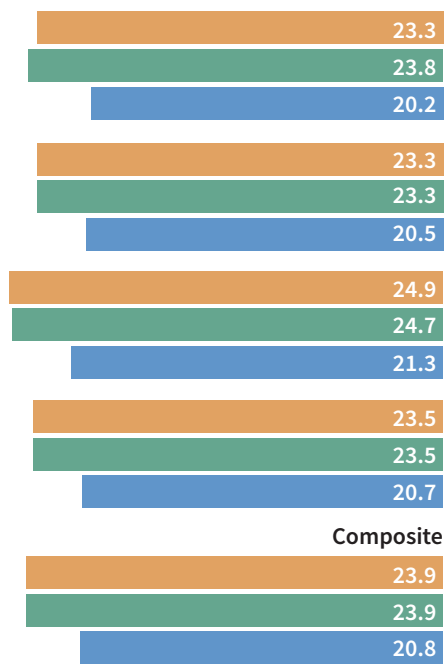
## Total Exams Taken



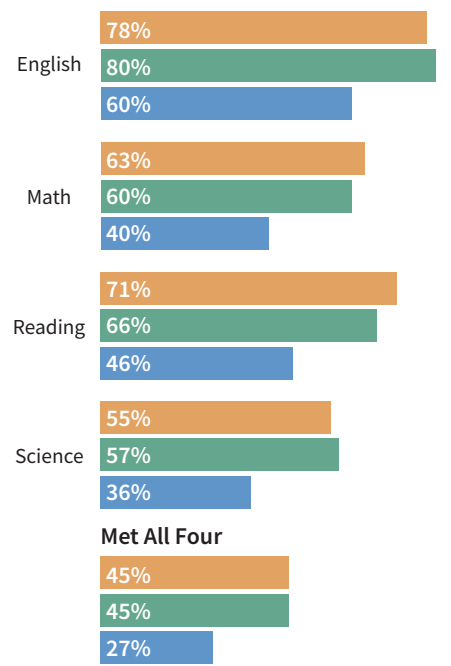
## Legend

- Jamestown
- Lafayette
- Warhill

## ACT



## College-Readiness Benchmark\*



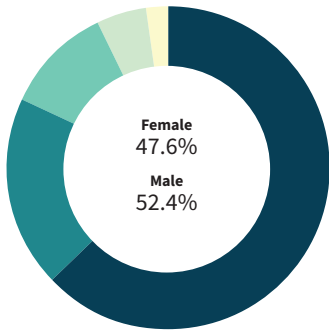
\*A benchmark score is the minimum score needed on an ACT subject-area test to indicate a 50% chance of obtaining a B or higher or about a 75% chance of obtaining a C or higher in the corresponding credit-bearing college courses.

English = English Composition, Math = Algebra, Reading = Social Science, Science = Biology

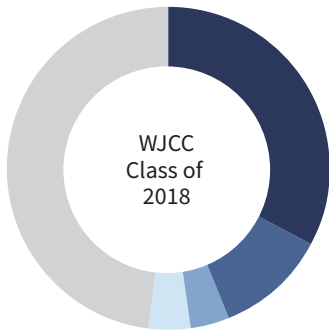
## Legend

- WJCC
- Virginia
- U.S.

## DEMOGRAPHICS



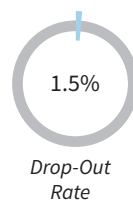
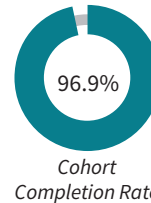
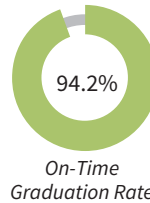
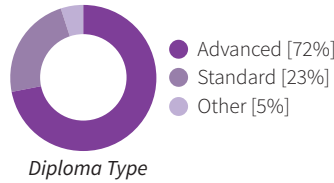
- White [63%]
- Black [19%]
- Hispanic [11%]
- Asian [2%]
- Other [5%]



- Special Education [33%]
- Economically Disadvantaged [11%]
- Homeless [4%]
- English Learners [4%]

## GRADUATION & AWARDS

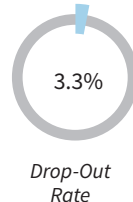
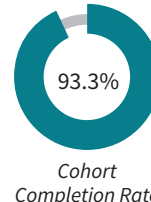
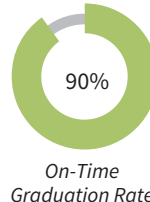
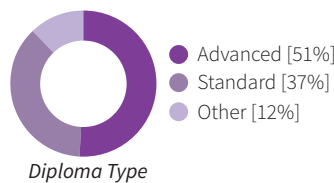
### Jamestown (315 Total Graduates)



\$12,007,319

Scholarships & Awards

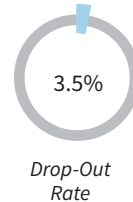
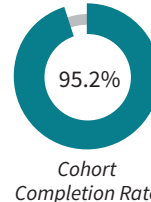
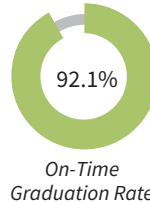
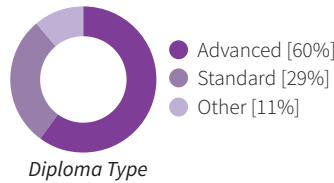
### Lafayette (280 Total Graduates)



\$6,405,130

Scholarships & Awards

### Warhill (299 Total Graduates)



\$5,399,130

Scholarships & Awards

\*Individual students may be reported in multiple subgroups.