



Portrait of a Graduate: Class of 2019

SAT

Reading & Writing



Math

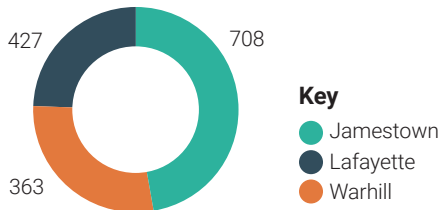


AP

Percentage of tests with 3 or higher



Total Exams Taken



Reading & Writing



Math



Average Score



Key

- WJCC
- Virginia
- U.S.

ACT

English



Math



Reading



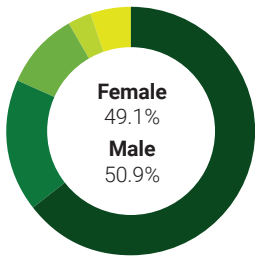
Science



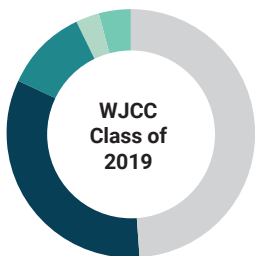
Composite



Demographics



- White [64%]
- Black [17%]
- Hispanic [10%]
- Asian [3%]
- Other [5%]



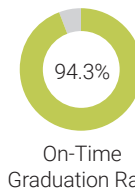
- Special Education [11%]
- Economically Disadvantaged [33%]
- Homeless [3%]
- English Learners [4%]

Graduation & Awards

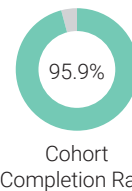
Jamestown (325 Total Graduates)



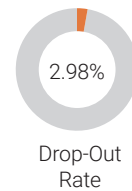
Diploma Type



On-Time Graduation Rate



Cohort Completion Rate



Drop-Out Rate

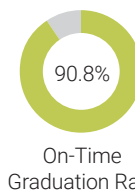
\$7,370,524

Scholarships & Awards

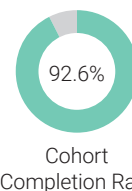
Lafayette (274 Total Graduates)



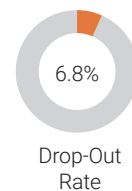
Diploma Type



On-Time Graduation Rate



Cohort Completion Rate



Drop-Out Rate

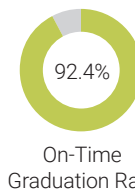
\$3,403,871

Scholarships & Awards

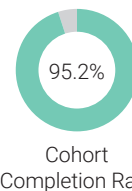
Warhill (314 Total Graduates)



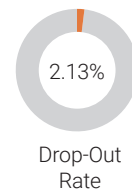
Diploma Type



On-Time Graduation Rate



Cohort Completion Rate



Drop-Out Rate

\$7,100,000

Scholarships & Awards

*Individual students may be reported in multiple subgroups.