



SAT

Reading & Writing



Math

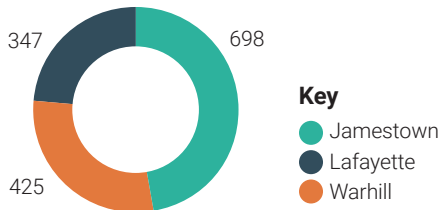


AP

Percentage of tests with 3 or higher



Total Exams Taken



Reading & Writing



Math



Average Score



Key

- WJCC
- Virginia
- U.S.

ACT

English



Math



Reading



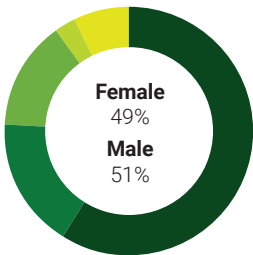
Science



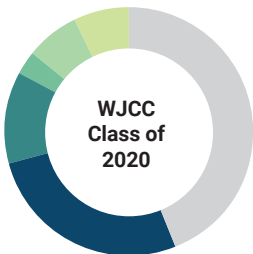
Composite



Demographics



- White [59%]
- Black [17%]
- Hispanic [14%]
- Asian [3%]
- Other [7%]



- Special Education [12%]
- Economically Disadvantaged [27%]
- Homeless [3%]
- English Learners [7%]
- Military Connected [7%]

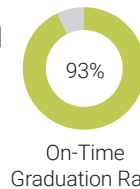
*Individual students may be reported in multiple subgroups.

Graduation

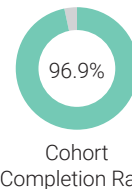
Jamestown (331 Total Graduates)



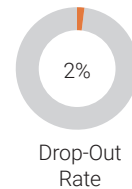
Diploma Type



On-Time Graduation Rate



Cohort Completion Rate

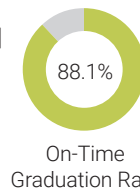


Drop-Out Rate

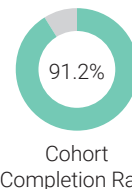
Lafayette (260 Total Graduates)



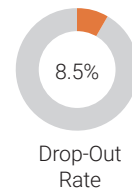
Diploma Type



On-Time Graduation Rate



Cohort Completion Rate

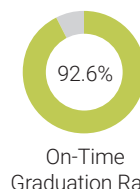


Drop-Out Rate

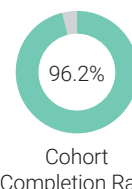
Warhill (340 Total Graduates)



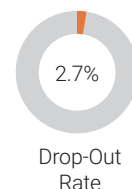
Diploma Type



On-Time Graduation Rate



Cohort Completion Rate



Drop-Out Rate